



## Visitor Information for 10th International Human Powered Submarine Race June 22 – 26, 2009

Welcome to Carderock Division of the Naval Surface Warfare Center. We are pleased to host the 10<sup>th</sup> International Human Powered Submarine Race.

This is a secure Navy installation and there are a few rules that you must follow for your safety:

- You must obtain and wear your ISR badge at all times while on the base.
- You must have a camera permit attached to your camera at all times.
- Camera-enabled cell phones are permitted on base; however the use of the camera requires a permit just like a regular camera.
- All vehicles are subject to search upon entry or at any time while on base.
- All ISR visitors are expected to respect our tradition of colors (etiquette below).
- All ISR visitors will be limited to the east end of Bldg 4, the staging and parking areas, the cafeteria (Bldg. 40) and the main/back gate area. See map on the other side of this page.
- A guided tour of the base will be offered for those interested at specific times during the week. Visiting offices or buildings on your own during the event is not permitted.
- Items such as weapons, drugs, and alcohol are strictly prohibited. Items such as propane tanks and gasoline containers must be identified upon entry.
- Gasoline containers must be stored in a hard plastic baby pool for containment.
- Contact Mr. Dozier prior to any work involving sparks (welding, grinding metal, etc).

### **Correct Flag Etiquette for Morning and Evening Colors**

All visitors are expected to pay respect during the raising and lowering of our national flag each day (i.e. colors). Morning colors occur at 8:00 am and evening colors occur at sundown (~8:30 pm), during which our national anthem is played. U.S. visitors should face the flag and stand at attention with their right hand over the heart, or if applicable, remove their headdress (i.e. baseball cap, etc.) with their right hand and hold it at the left shoulder, the hand being over the heart. When the flag is not seen or displayed, visitors should face toward the music and act in the same manner they would if the flag were displayed in sight. Vehicles within sight or hearing of the ceremony shall be stopped with music volume reduced so as not to be heard outside the vehicle. Non-U.S. visitors are requested to respect our traditions by stopping their walking or vehicles.

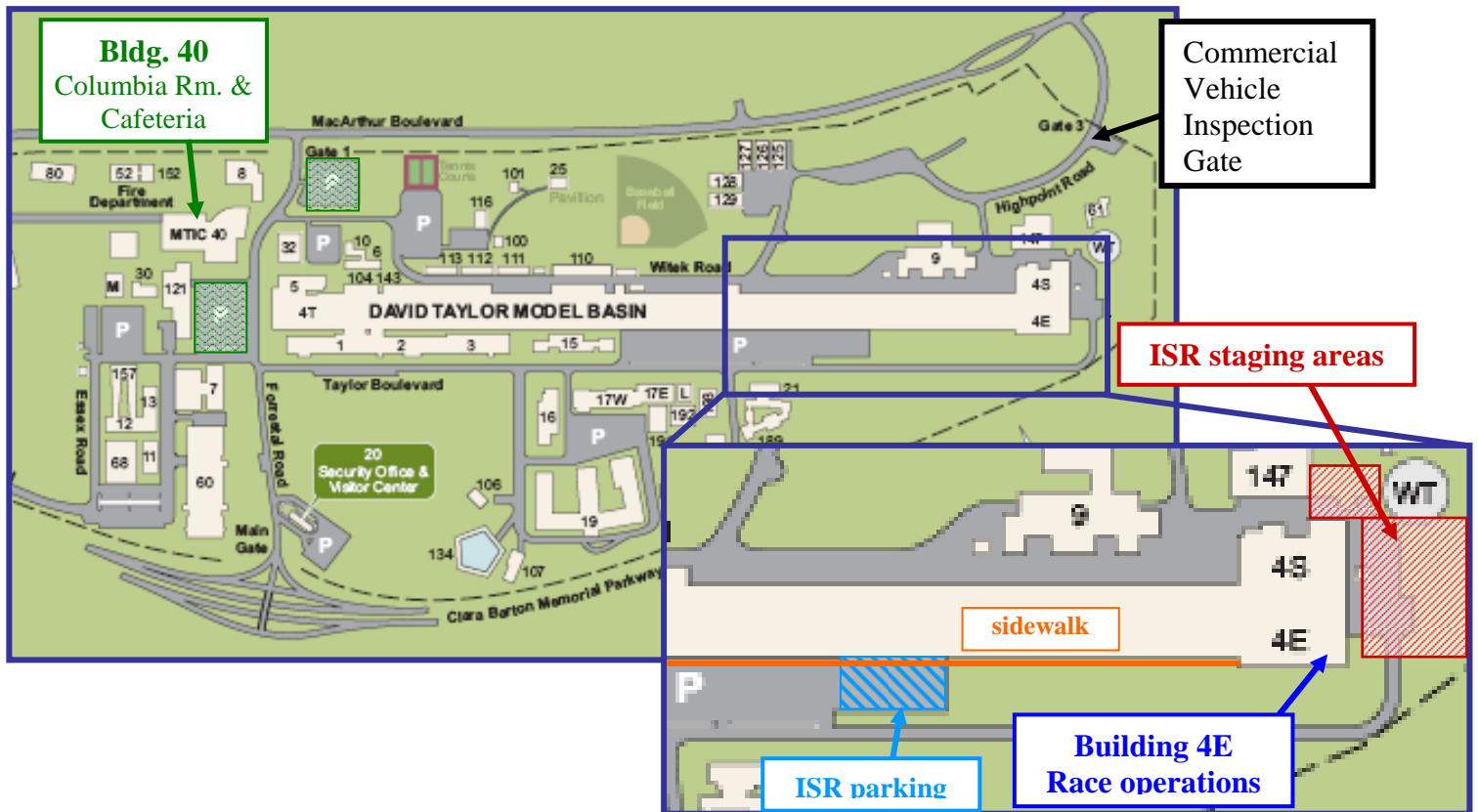
**Follow the directions of all law enforcement and military personnel at all times.**

If you have any questions or comments, please contact Mr. Daniel Dozier at (301) 452-2141 or any ISR Race officials.

# Parking Information for 10th International Human Powered Submarine Race June 22 – 26, 2009

To our ISR visitors:

Welcome to Carderock! We're pleased to have you here for the ISR. As you know, this is a secure Navy installation and we host a part of the North American Air Defense system (NORAD). The NORAD site is close to our buildings and parking lots. Generally visitors may park in any unmarked spaces as well as those spaces marked as visitor parking. Parking is permitted in the lot adjacent to Building 15. However, for security reasons and for your safety we ask that you park then proceed directly to the race site at the end of Building 4East (under the big blue lettering of "David Taylor Model Basin") using the sidewalk next to the basin. Do not loiter in the parking lot or in the vicinity of the NORAD site. Also for your safety, please follow police or military guard directions when asked. Enjoy your time here and help us all stay safe and secure.



Carderock Police non-emergency number .....(301) 227-1502  
 Carderock Police emergency number .....(301) 227-0000

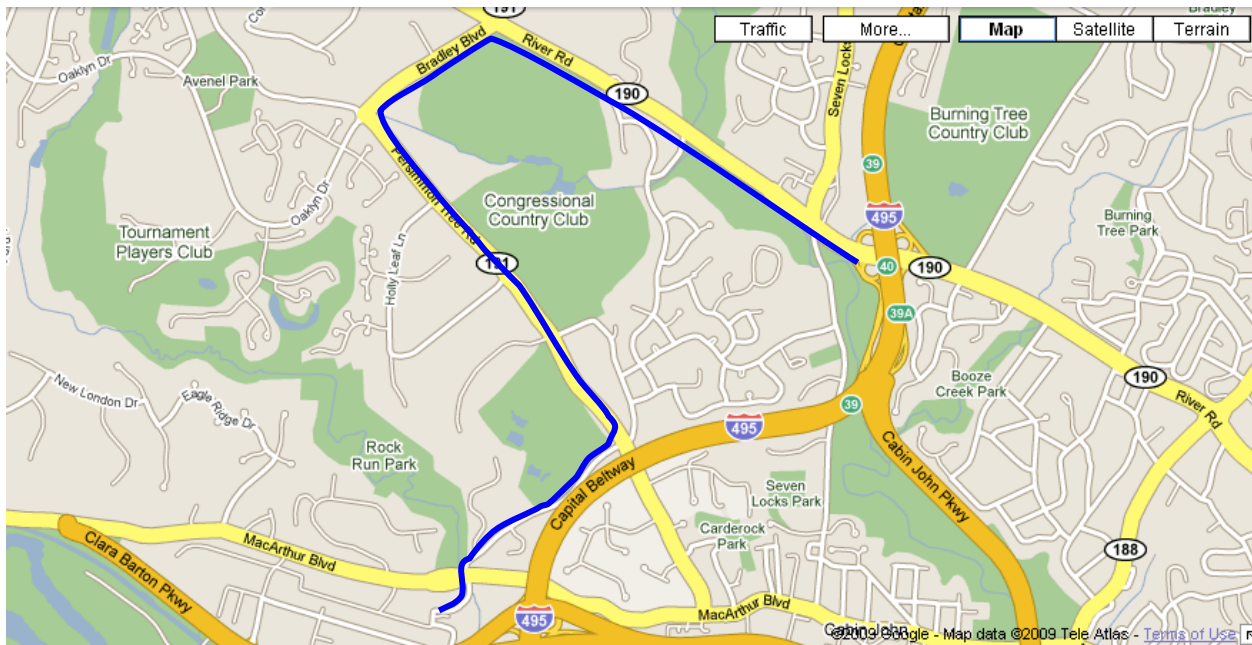
Fire Department non-emergency number .....(301) 227-1550  
 Fire Department emergency number .....(301) 227-1333

# Shipping and Delivery Directions

Delivery directions for shipping companies and contestants arriving with trucks and trailers (containing their subs and equipment).

Trucks are prohibited on the Clara Barton Parkway, which is located on our Main entrance. All truck deliveries must use our back gate (Gate 3, Commercial Vehicle Inspection Gate) which is located on MacArthur Blvd. Detailed directions are as follows:

- From I-495 (Capital beltway), Exit on RIVER ROAD, Rt.190, Exit 39A West, Right Lane
- Proceed west on RIVER ROAD 1.4 miles from the exit ramp
- Turn Left onto BRADLEY BLVD, Rt. 191 (traffic signal controlled intersection)
- Proceed 0.5 miles.
- Turn left onto PERSIMMON TREE ROAD (4 way stop sign)
- Proceed 1.4 miles
- Turn right onto EGGERT ROAD
- Proceed 0.7 miles
- Cross MACARTHUR BLVD to Carderock Division Gate 3 Entrance (Truck Gate).



TELL THE SHIPPING COMPANIES TO ARRIVE BEFORE 2:00 PM AND THEY MUST BE A US CITIZEN OR THEY WILL BE PROHIBITED FROM ENTERING THE PROPERTY.

# Shipping and Delivery Instructions

**The shipping address is:**

Naval Surface Warfare Center  
Carderock Division  
Receiving Code 3341 Bldg 143  
9500 MacArthur Blvd  
West Bethesda, MD 20817-5700

**The contact person at Carderock:**

Daniel Dozier  
Work (301) 227-1616  
Cell (301) 452-2141  
Daniel.Dozier@navy.mil

Please call Mr. Dozier one week prior to shipping date to confirm expected arrival date.

Non-US citizen truck drivers are not allowed on Carderock property. If trucking companies do not heed this, their drivers will be prohibited from entering the property. This will lead to delays and possibly increased shipping costs for the contestants.

Deliveries requiring a forklift offload must be made during the week between the hours of 6:30 am and 2:00 pm, unless prior arrangements have been approved by Mr. Dozier. Please ensure your trucking company knows our hours of operation. The Receiving Branch can be reached at (301) 227-4330 or (301) 227-1840. Calling one hour prior to arrival will minimize unloading delays.

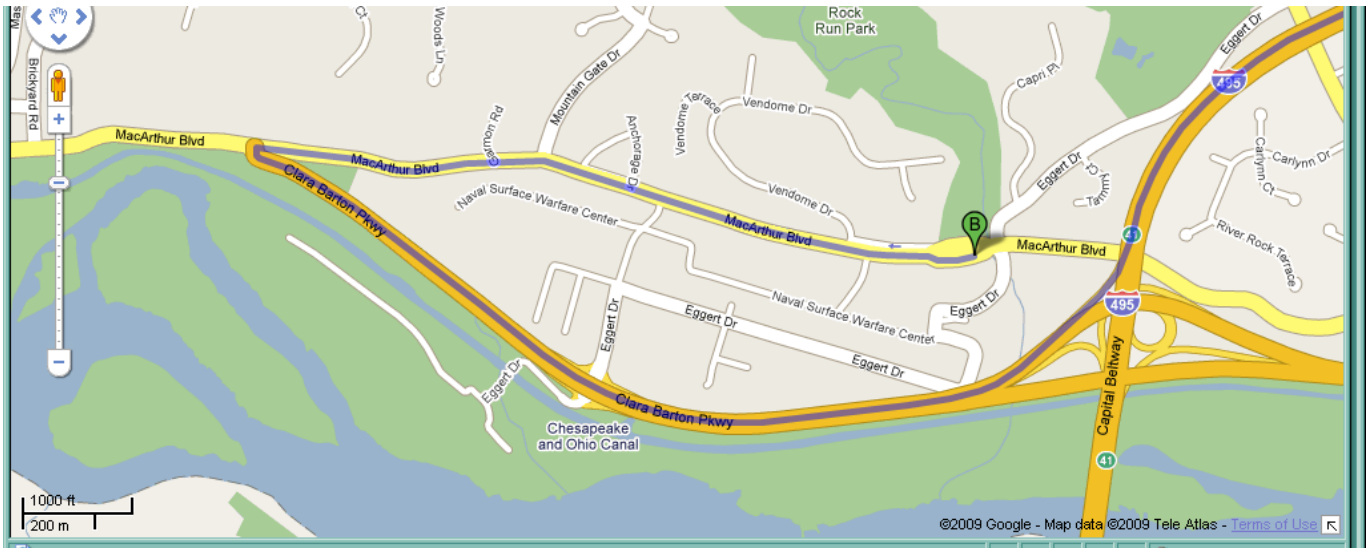
**TELL THE SHIPPING COMPANIES TO ARRIVE BEFORE 2:00 PM OR THEY WILL BE PROHIBITED FROM ENTERING THE PROPERTY.**

# Arrival Instructions for Sunday, June 21, 2009

For Sunday only, ALL ISR vehicles are required to enter NSWC, Carderock through Gate 3 (Commercial Vehicle Gate) for inspection. Gate 3 is the same gate for shipping deliveries and any trucks or trailers hauling submarines or equipment.\*\*\*

## Directions:

- Take I-495 Exit 41 (Clara Barton Pkwy).
- Proceed past the main gate entrance to the end of the road (1.8 mi)
- Turn Right at the stop sign onto MacArthur Blvd.
- Continue (1.3 mi) to Gate 3 on your right (Marked B).  
You should notice temporary ISR signs and permanent NAVSEA signage.



**\*\*\* Do not follow these directions if you are a large truck. Follow the shipping and delivery directions, as trucks are NOT allowed on the Clara Barton Parkway (you will get a ticket if caught). \*\*\***

## **YOU MUST OBTAIN A PERMIT & FIRE EXTINGUISHER PRIOR TO USING A GRILL**

### **Gas Grill Safety**

- Check grill hoses for cracking, brittleness, holes, leaks, or sharp bends in hoses or tubing.
- Replace scratched or nicked connectors that can eventually leak gas.
- Check tubes that lead into the burner for any blockage from insects, spiders, or food grease. Use a pipe cleaner or wire to clear blockage and push it through to the main part of the burner.
- Never use a grill indoors. Use the grill at least 25 feet away from your house or any building. Do not use the grill in a garage, breezeway, carport, porch, or under a surface that can catch fire.
- All gas containers in use must be secured to the grill.
- Never store spare gas containers under or near grills, indoors or in vehicles.
- Spare gas containers must be secured to a stationary object.
- Make sure spark igniters consistently generate a spark to create a flame and burn the propane gas. If the flame is not visible, propane gas may be escaping and could explode.
- Move gas hoses as far away as possible from hot surfaces and dripping hot grease. If you can't move the hoses, install a heat shield to protect them.
- Follow manufacturer's instructions when connecting/disconnecting LP gas containers or checking for gas leaks. If you smell gas when you connect the grill to the LP gas container, immediately turn off the gas and don't attempt to light the grill until the leak is fixed.
- Keep lighted cigarettes, matches, or open flames away from a gas leaks.
- Do not attempt to repair the tank valve or appliance yourself. See an LP gas dealer or a qualified appliance repair person.
- Consumers should transport containers in a secure, upright position. Never keep a filled container in a hot car or car trunk. Heat causes gas pressure to increase, which may open the relief valve and allow gas to escape.
- Grills manufactured after October 1, 1995, are required to have three additional safety features to eliminate leak hazards: a device to limit the flow of gas in the event of hose rupture; a mechanism to shut-off the grill; and a feature to prevent the flow of gas if the connection between the tank and the grill is not leak proof.

### **Charcoal Grill Safety Tips**

- Charcoal produces carbon monoxide (CO) when it burns. CO is a colorless, odorless gas that can accumulate to toxic levels in closed environments. Each year about 17 people die as a result of CO fumes from charcoal being burned inside. To reduce the risk of CO poisoning:
- Never burn charcoal inside of homes, vehicles, tents, or campers.
- Charcoal should never be used indoors, even if ventilation is provided.
- Since charcoal produces CO fumes until the charcoal is completely extinguished, do not store the grill indoors with freshly used coals.
- All charcoal ashes must be disposed of in a metal container. Ashes cannot be dumped on to the ground.

**MAKE SURE THE FIRE IS EXTINGUISHED AND THE GRILL IS COOL PRIOR TO LEAVING THE AREA.**